



BUTTERFLY GANDHIMATHI APPLIANCES LIMITED

January 3, 2021

General Manager – DCS,
Dept. of Corporate Services,
BSE Ltd,
Floor I, P.J.Towers,
Dalal Street,
Mumbai – 400 001
Scrip: 517421

Manager,
National Stock Exchange of India Ltd
Exchange Plaza,
BandraKurla Complex,
Bandra (E),
Mumbai – 400 051
Scrip: BUTTERFLY

Dear Sir,

**Butterfly Gandhimathi Appliances Limited – Results presentation
for the third quarter ended on 31.12.2020**

Enclosed please find the Company's Performance/Results presentation for the third quarter ended on 31.12.2020, which may please be uploaded on the website for information of our investors.

Thanking you,

Yours faithfully,
For Butterfly Gandhimathi Appliances Limited

K.S. Ramakrishnan
K.S. Ramakrishnan
Company Secretary &
General Manager (Legal)

Regd. Office: 143, Pudupakkam Village, Vandalur - Kelambakkam Road, Kelambakkam - 603 103, Chengalpattu District,
Phone: +91-44-47415500 CIN No: L28931TN1986PLC012728,
E-mail: gmal@butterflyindia.com web : www.butterflyindia.com

Corporate Office: E-34, II Floor, Rajiv Gandhi Salai, Egattur Village, Navalur - 600 130. Chengalpattu District.
Phone: 044 - 49005100/5154, E- mail: butterflyho@butterflyindia.com

Butterfly Gandhimathi Appliances Limited

Q3 & 9M FY21 Results Presentation



Certain statements in this presentation concerning our future growth prospects are forward looking statements, which involve a number of risks and uncertainties that could cause actual results to differ materially from those in such forward-looking statements. The risks and uncertainties relating to these statements include, but are not limited to, fluctuations in earnings, our ability to manage growth, competitive intensity in our industry of operations including those factors which may affect our cost advantage, wage increases, our ability to attract and retain highly skilled professionals, sufficient availability of raw materials, our ability to successfully complete and integrate potential acquisitions, liability for damages on our contracts to supply products, the success of the companies in which Butterfly Gandhimathi Appliances Ltd has made strategic investments, withdrawal of governmental fiscal incentives, political instability, legal restrictions on raising capital or acquiring companies outside India, and unauthorized use of our intellectual property and general economic conditions affecting our industry. Butterfly Gandhimathi Appliances Ltd may, from time to time, make additional written and oral forward-looking statements, including our reports to shareholders. The Company does not undertake to update any forward-looking statement that may be made from time to time by or on behalf of the company.

#1

In India for SS LPG Stoves & Table Top Wet Grinders

19%

Revenue CAGR FY17-20

In the top **3**

In India for Domestic Kitchen Appliances

Now present in all **29**

States in India

679 Crore

Sales of Branded Products in FY20

500+

Exclusive Distributors across India

3.65 Crore

Net Debt as on 31.12.2020

4%

Growth over FY19

23%

of FY20 Revenues from Non-South States

Agenda

01

Quarter Highlights

02

Company Overview

03

Historical Financial Overview

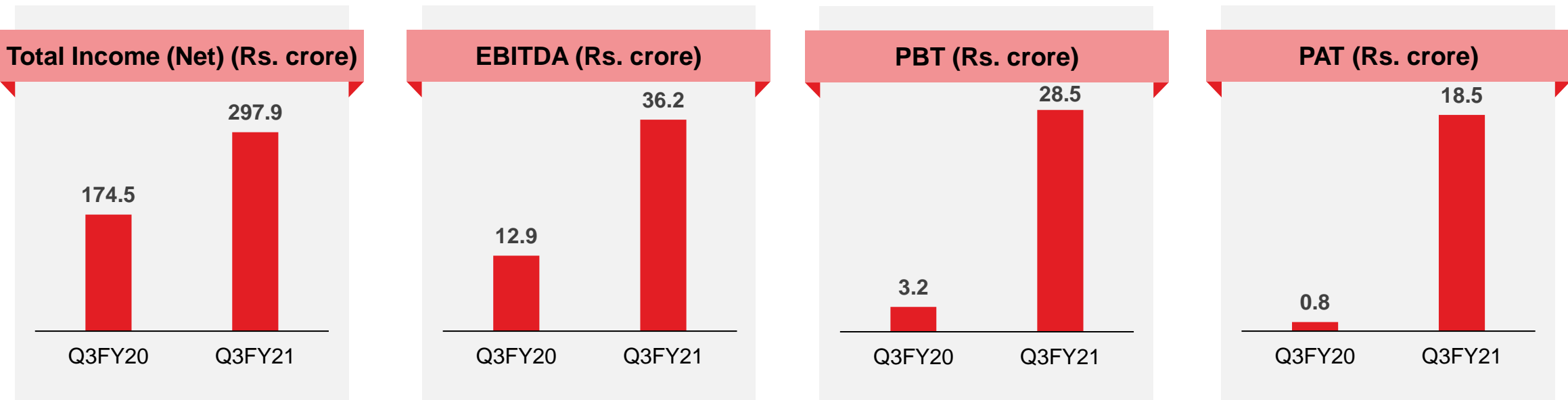
04

Outlook



QUARTER HIGHLIGHTS





- Total Income (Net) during Q3 FY21 stood at Rs. 297.90 crore, as against Rs. 174.5 crore in Q3 FY20, a growth of 70.7% YoY
- EBITDA during Q3 FY21 stood at Rs. 36.2 crore, as against Rs. 12.9 crore in Q3 FY20, a growth of 2.8 times YoY
- PBT increased to Rs. 28.5 crore in Q3 FY21, as against Rs. 3.2 crore in Q3 FY20, a growth of 8.9 times YoY
- PAT increased to Rs. 18.5 crore in Q3 FY21, as against Rs. 0.77 crore in Q3 FY20, a growth of 24 times YoY

Q3 - Abridged Profit & Loss Statement



Particulars (Rs. crore)	Q3FY20	Q3FY21
Total Net Revenues (Incl. OI)	174.9	298.3
- Branded Net Revenues	174.5	297.9
- Other Income	0.4	0.4
Material Cost	94.8	173.6
- Cost of Materials Consumed	85.4	110.3
- Purchases of Stock-in-Trade	24.2	48.2
- Changes in Inventories	(14.8)	15.2
Gross Profit	80.1	124.6
<i>Gross Margin (%)</i>	45.8%	41.8%
Employee Expenses	21.1	22.5
Other Expenses	46.2	65.9
EBITDA	12.8	36.2
<i>EBITDA Margin (%)</i>	7.3%	12.1%
Depreciation	3.4	3.8
Finance Cost	6.3	3.8
Profit Before Tax	3.1	28.5

The Branded revenue grew by 70%, across all channels except Gas Dealer Channels.

Gross Margin continuously healthy near 42%, due to Channel-Mix, Product-Mix etc. However, comparing with previous year is lower due to change in product mix, channel mix and increase in raw material prices

The Company reported an increase of 9 times in PBT due to operating leverage and higher top line.

Particulars (Rs. crore)	Q3FY20	Q3FY21	YoY Growth
Kitchen Appliances	133.4	231.0	73.2%
Cooker/Cookware	33.8	58.2	72.2%
Others	7.3	8.7	19.2%
Total	174.5	297.9	70.7%

- The Company has grown across all the product categories.

Particulars (Rs. crores)	Dec-17	Dec-18	Dec-19	Dec-20
ASSETS				
Non-Current Assets	171.7	172.4	172.0	175.2
<i>Property, Plant and Equipment</i>	121.3	124.4	132.7	130.0
<i>Capital Work-in-Progress</i>	3.5	4.0	1.3	3.2
<i>Other Intangible Assets</i>	42.3	39.5	36.6	33.4
<i>Financial Assets</i>	0.1	2.9	1.5	6.3
<i>Others</i>	4.5	1.7	-	2.2
Current Assets	318.8	328.6	335.8	321.0
<i>Inventories</i>	130.6	150.7	157.2	130.3
<i>Trade Receivables</i>	158.4	145.4	157.4	124.9
<i>Cash & Cash equivalents*</i>	8.6	9.4	5.7	41.9
<i>Others</i>	21.2	23.1	15.6	23.9
Total Assets	490.5	501.0	507.8	496.2

The detailed Analysis on Debtors / Inventory is given in slide no.14 and 15.

* Balances with bank is Rs 38.37 crores as on Dec-20

Particulars (Rs. crores)	Dec-17	Dec-18	Dec-19	Dec-20
EQUITY & LIABILITIES				
Shareholders' Funds	185.9	188.4	200.3	216.8
Non-current Liabilities (NCL)	54.4	43.7	36.5	27.0
<i>Long-term Borrowings</i>	45.6	41.0	32.4	19.1
<i>Other NCL</i>	8.8	2.7	4.1	7.9
Current Liabilities (CL)	250.2	268.9	271.0	252.4
<i>Short-term Borrowings</i>	106.8	119.3	100.3	10.3
<i>Trade Payables</i>	76.8	118.5	115.5	138.2
<i>Others CL</i>	66.6	31.3	55.2	103.7
Total Equity & Liabilities	490.5	501.0	507.8	496.2

The short-term borrowing has come down substantially due to lower working capital days.

Other CL includes current maturities of long-term debt of Rs. 16 crores

9M - Abridged Profit & Loss Statement



Particulars (Rs. crore)	9MFY20	9MFY21
Total Net Revenues (Incl. OI)	568.8	664.4
- Branded Net Revenues	568.0	663.4
- Other Income	0.8	1.0
Material Cost	328.6	384.4
- Cost of Materials Consumed	256.1	233.2
- Purchases of Stock-in-Trade	86.0	98.9
- Changes in Inventories	(13.5)	52.3
Gross Profit	240.3	280.0
<i>Gross Margin (%)</i>	42.2%	42.1%
Employee Expenses	60.7	55.0
Other Expenses	133.4	158.0
EBITDA	46.2	67.1
<i>EBITDA Margin (%)</i>	8.1%	10.1%
Depreciation	10.4	11.2
Finance Cost	18.0	14.1
Profit Before Tax	17.8	41.7

Revenue has grown by 16.8% during the first 9 months

Gradual decline in Debt

(Rs Crore)	FY18	FY19	FY20	9MFY20	9MFY21
Short Term	145	104	127	100	10
Long Term**	63	50	43	43	35

Interest Cost has reduced significantly

(Rs Crore)	FY18	FY19	FY20	Q3FY20	Q3FY21
Interest Charges	15.7	20.0	20.8	5.3	2.4
Other Charges*	2.4	2.5	3.3	1.0	1.4

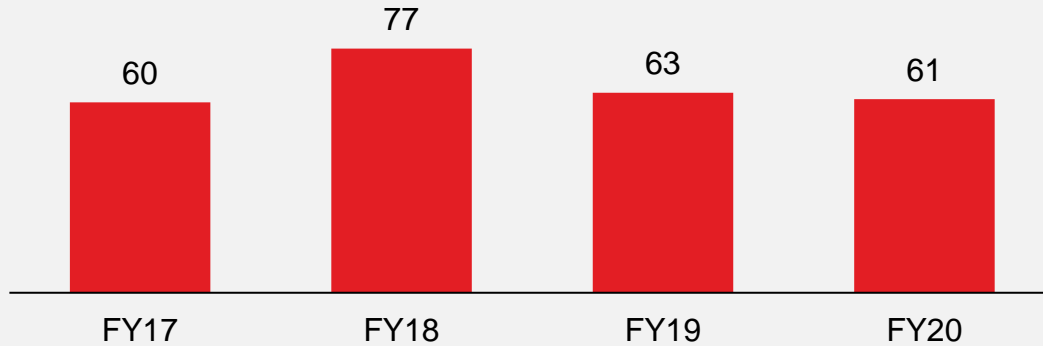
- Debt decreased drastically due to lower working capital days

*LC opening / clearing and Processing charges, etc.

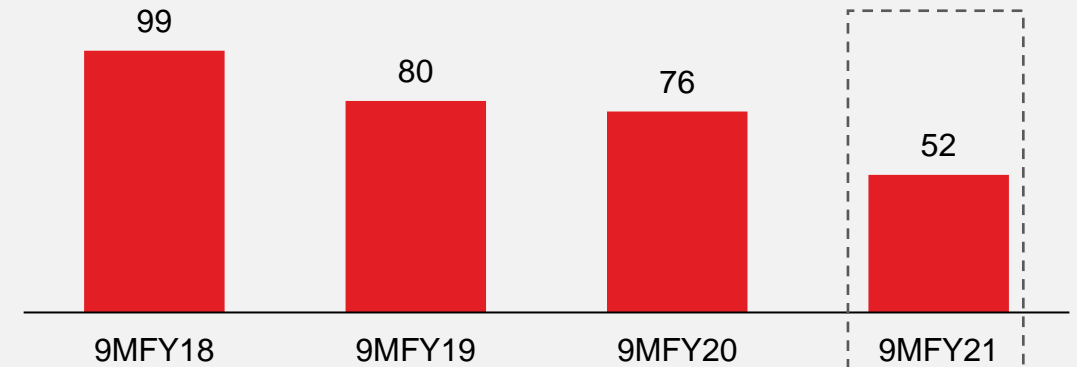
** Includes maturities of current liabilities

Significant Improvement in Debtors Days

Debtors Days

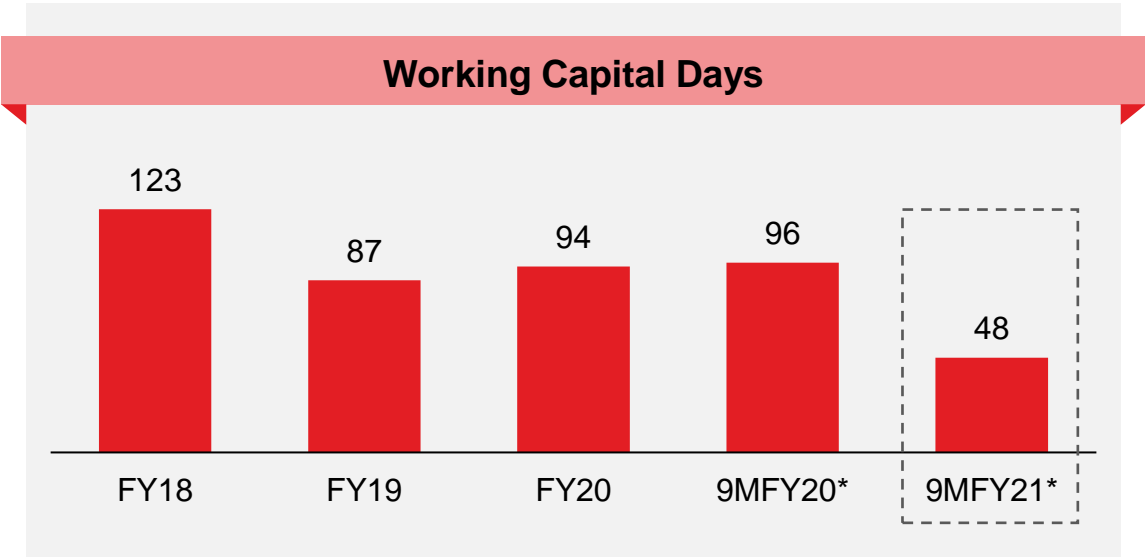


Debtors Days*



- Relentless focus on improving debtors days have now started yielding results
 - Currently stands at 52 days in 9MFY21 vs 76 days in 9MFY20
- Measures driving the improvement includes:
 - Inventory Tracking: Real time inventory tracking at distributor and dealer level as resulted in streamlining of channel inventory. This has helped in increasing ROI for distributors and reduction in debtors for the Company
 - Business mix: Lower share of gas dealer channel business; 6% currently as compared to 30% 3 years ago
 - Bill Discounting: Successful implementation of bill discounting facility has reduced the debtors by Rs. 38 crores. The bill discounting facility can go up to Rs 70 crores in the medium term

* Debtors Days has been calculated by annualizing 9M Sales



- Net working capital days has come down considerably in last 3 years from 123 days in FY18 to 48 days in 9MFY21
 - Debtors days (explained in slide 14)
 - Inventory days
 - Real Time tracking of inventory has helped the Company to manufacture goods that are in demand leading to lower holding days of finished goods
 - Increase in revenue is also bringing down inventory holding period
 - Creditors days
 - Increase in revenue is helping the company to negotiate better credit terms
 - Focus on doing tie up for vendor bill discounting to increase creditor days

	FY18	FY19	FY20	9MFY20*	9MFY21*
Inventory Days	84	80	91	76	54
Debtors Days	77	63	61	76	52
Creditors Days	38	56	58	56	57

* Calculated by annualizing 9M Sales

Duo Plus 2B SS Frame



Trio Plus 3B SS Frame



Bloom 2.0 TTG



Flora 2.0 TTG



Blossom 2.0 TTG



Choppers



Premium Vegetable Chopper 600



Premium Vegetable Chopper 900

Reflection Plus



- 60CM & 90CM
- Suction power: 1200 m³/h
- One baffle filter
- Stainless steel finish
- 3 speed touch control, Digital display
- 2*1.5W LED Lights
- SS oil collector
- Motion sensor
- Heat Auto Clean
- Noise Level <58 dB
- Indian 3-pin Plug
- 1.8m Aluminium exhaust pipe

Desire Plus



- 60CM & 90CM
- Suction power: 1200 m³/h
- Filter less
- Black Powder Coating
- 3 speed touch control, Digital display
- 2*1.5W LED Lights
- SS oil collector
- Motion sensor
- Heat Auto Clean
- Noise Level <58 dB
- Indian 3-pin Plug
- 1.8m Aluminium exhaust pipe

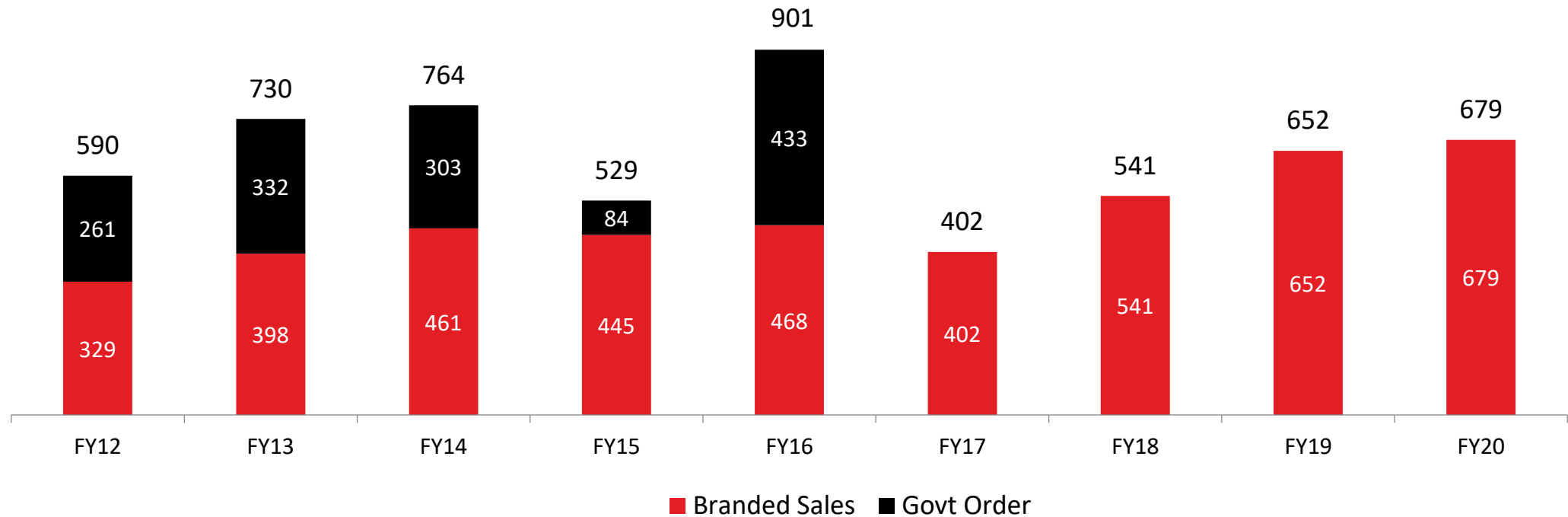
COMPANY OVERVIEW



- Established in 1986 by late Shri V. Murugesu Chettiar, the Company is one of the leading manufacturer of Kitchen and Electrical Appliances in the country
- The Company sells its products branded as “Butterfly” across the country through distributors, direct dealers, modern trade, online channels, gas dealer channel etc.
- The Company is a market leader in India for SS LPG Stoves & Table Top Wet Grinders and major supplier of Mixer Grinders & Pressure Cookers
- Strong R&D focus which has led to several pioneering initiatives and continues to drive in-house development of new products
- Butterfly Gandhimathi is headquartered in Tamil Nadu and has a pan India presence

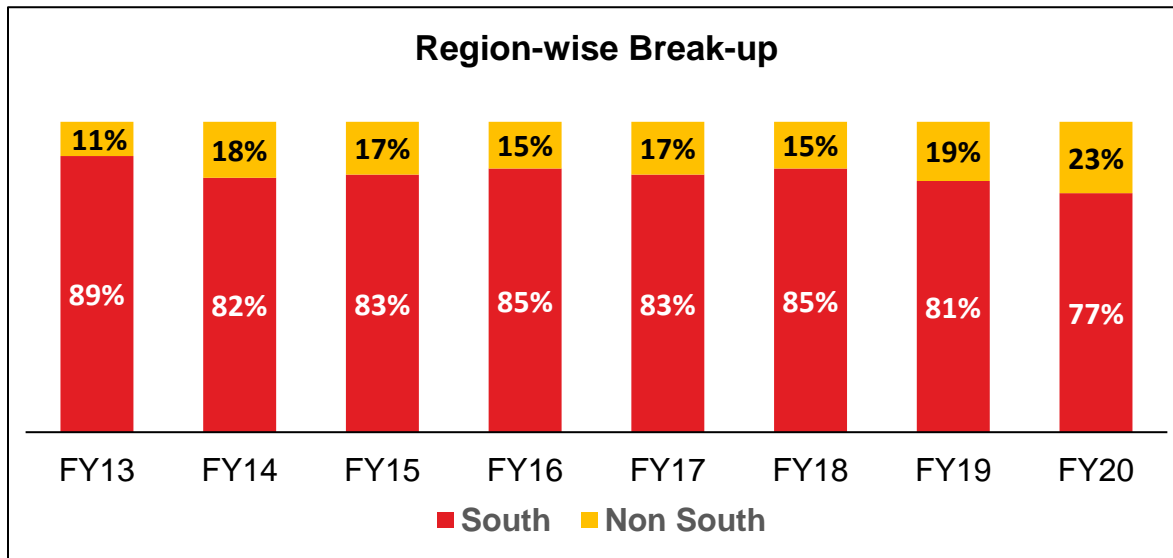
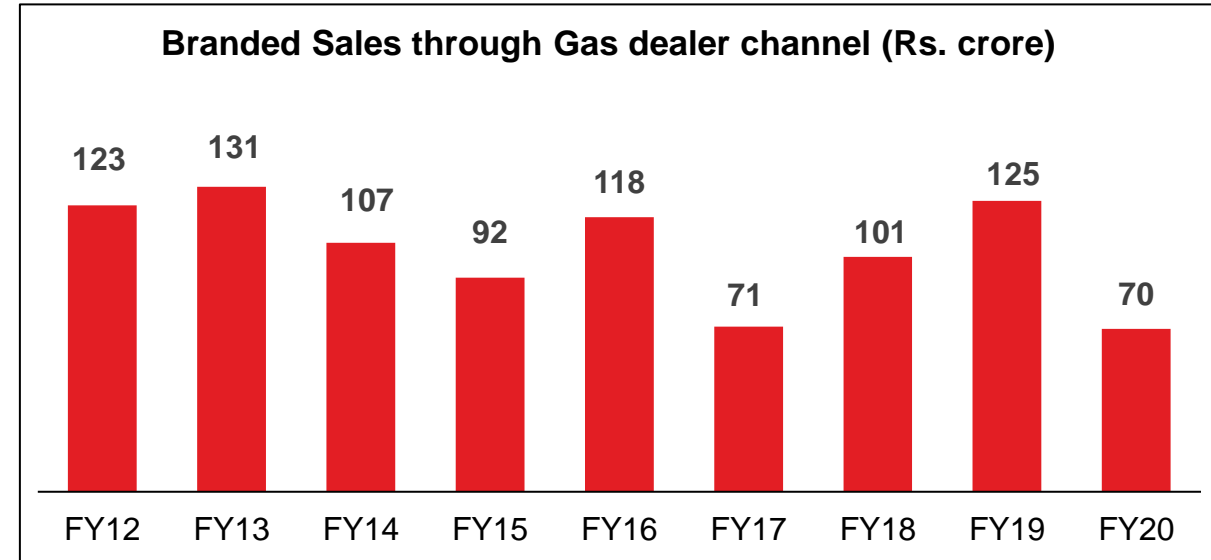
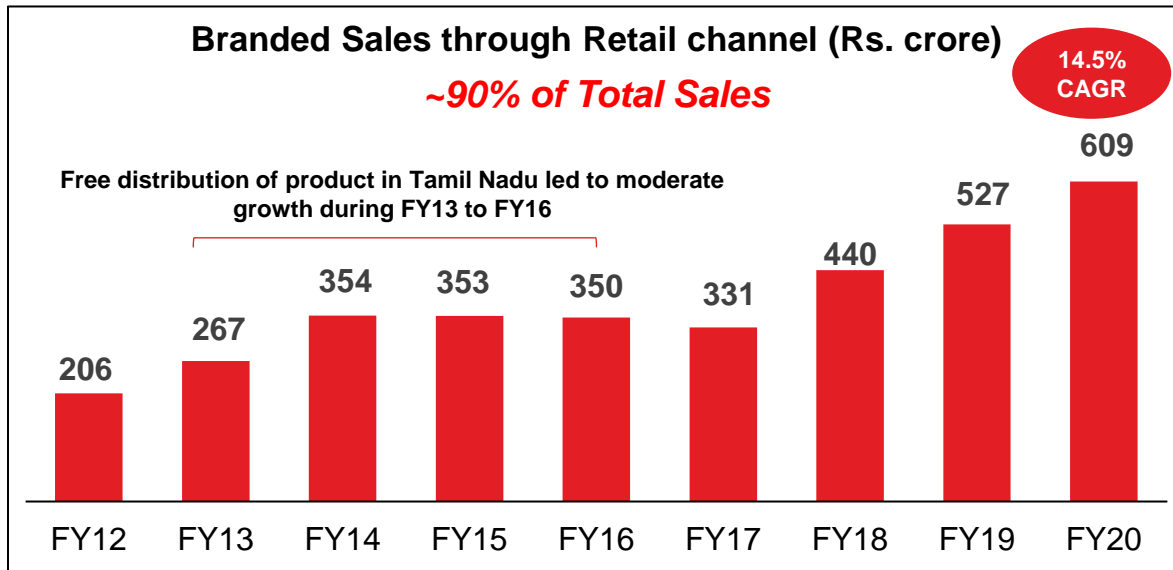
PRODUCTS	Kitchen Appliances				Cooker/Cookware		Others			
	 LPG Stoves  Mixer Grinder  Electric Rice Cookers  Juicer Mixer Grinder  Wet Grinder  Chimney  Power Hobs  Built In Hobs	   Non-Stick Cookware  Pressure Cookers	 Hand Blender  Hand Mixer  Pop Up Toaster  Sandwich Maker  Flasks  Electric Kettles  Water Bottles							

Annual Net Revenue* (Rs. crore)



*Further break down of branded sales is given in next slide

Branded Retail Sales



Through Retail Marketing

- Network of 500+ exclusive distributors
- Distributors supply to dealer network which is customer facing
- Tie-up with Modern Trade, Online, CSD, CPC, TNPC etc.
- 25000+ retail points across the Indian map

Through Gas Dealer Channel

- Tie ups with Gas dealers of Oil Marketing Companies
- Customers for new gas connection are provided with Butterfly brand manufactured by BGMAL

- Year of Incorporation
- Imported machinery to set up manufacturing operations
- First to launch Stainless Steel Pressure Cookers in India
- Launched LPG Stoves
- First to Launch Stainless Steel Vacuum Flasks in India
- Launched Mixer Grinders

1986-1989

- Awarded patent for 3 conical stone Table Top Wet Grinder
- First in India to be awarded ISO 9000 certification for its LPG Stoves and Mixer Grinders
- Launched proprietary 3 conical stone grinding technology

1998-1999

1992-1994

- Invented Brazing Machine with in-house Technology which replaced the hazardous copper plating process for Pressure Cooker/Utensils – successful indigenous substitution for imported technology
- Listed on BSE

2000-2002

- Commenced exports to USA, UK, Canada, Mauritius, Australia & Japan
- Awarded ISO • 9000 certification for Table Top Wet Grinder

- First in India to receive “GREEN LABEL” Certification for high thermal efficient LPG Stoves
- Bagged the first TNCSC order of Rs. 285 crore for manufacturing of Table Top Wet Grinder and Mixer Grinders – Highest in the organized sector
- Name changed to Butterfly Gandhimathi Appliances Ltd from Gandhimathi Appliances Ltd

2005-2011

2012-2014

- Preferential Issue to Reliance PE – raised Rs. 100 crore of growth capital
- Established a branch office in the United Kingdom to oversee and promote exports in the region
- Launched 4 new Product Categories
- Added 60 SKUs to product range
- Enhanced Pan-India presence to include all 28 states
- Acquired a division from Associate Company LLM Appliances

- Bagged the TNCSC order for the 4th consecutive year – latest order amounting to Rs. 510 crore for manufacturing of TTWGs
- Won order for Rs. 90 crores from Pondicherry Co-op Wholesale Stores to supply TTWGs and mixer grinders
- First in India to be awarded “BEE Label with 2-star rating” for manufacture of LPG stoves
- Successful completion of both TNCSC and Pondicherry Co-op Wholesale Stores orders

2015-2016

2017-Present

- Re-Launch of Stainless Steel Vacuum Flasks
- Registered with Online, Alternate Channel like Canteen Stores Dept (CSD), TNPC (Tamil Nadu Police Canteen), etc.



The Company has 1 state of the art R&D facility, with in-house design studio with a dedicated team of 15 people

- Entire function operated on SAP environment (All modules).
- Product wise traceability (Bar Coding) of all the products
- 5 stage Quality control systems.
- Fully integrated manufacturing facility

Manufactures the following 5 products:

1. LPG Stoves
2. Mixer Grinders
3. Pressure Cooker
4. Table-Top Wet Grinders
5. Vacuum Flasks and Bottle

R&D focused Company with a demonstrated track record in innovation

1st

- To introduce Stainless Steel Pressure Cookers in India
- To manufacture Stainless Steel LPG Stoves in India
- To introduce Stainless Steel Vacuum Flasks in India which deliver enhanced heat retention up to 72 hours compared to 8 hours with conventional products
- In India to get BEE label with 2-star rating for manufacture of LPG Stoves

Invented 3 conical stone grinding technology – awarded patent in 1998


Enhanced Fuel efficiency in LPG Stoves from 50% to over 68% at present

In-house design of moulds, tools and dies has resulted in improved manufacturing efficiency

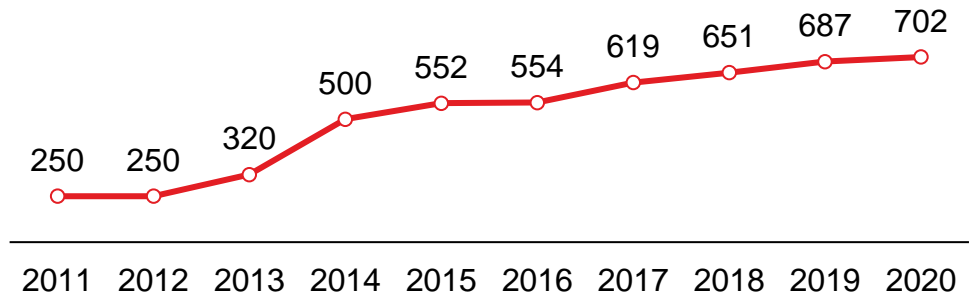
360° R&D efforts focused on product efficiency, longevity and design

Increased Product Categories For Wider Product Portfolio And Higher Market Share

Product Categories (Nos.)

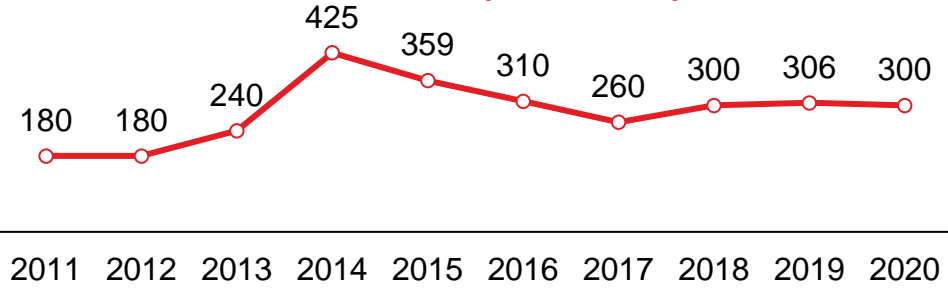


SKUs (Nos.)

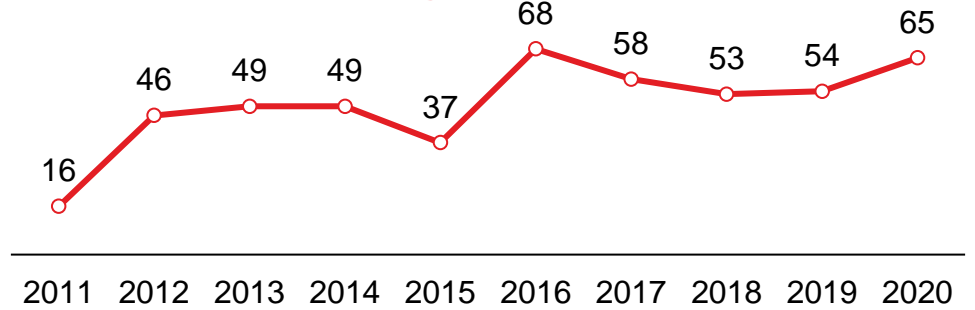


Enhancing Sales and Marketing Efficiency For Better Penetration And Brand Development


Sales Team (Personnel)



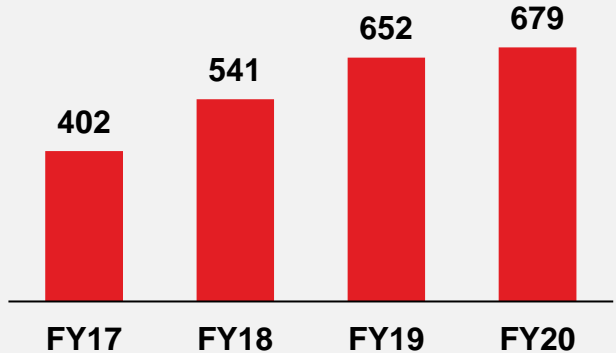
Marketing Spend (Rs. crore)



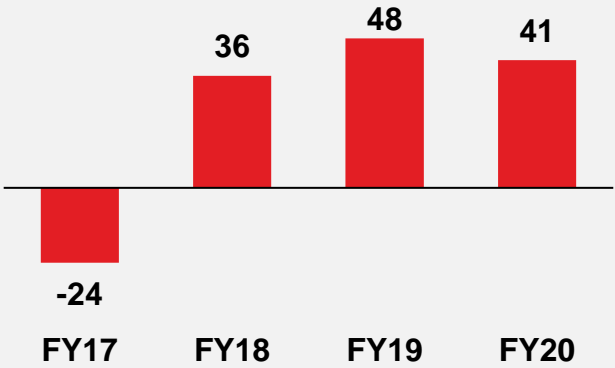
HISTORICAL FINANCIAL OVERVIEW



Revenue from Operations (Rs. crore)



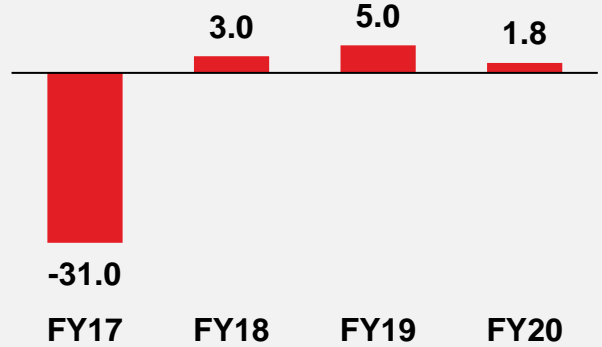
EBITDA (Rs. crore)



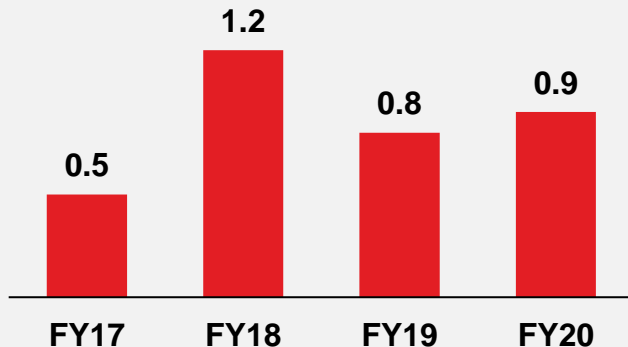
Profit After Tax (Rs. crore)



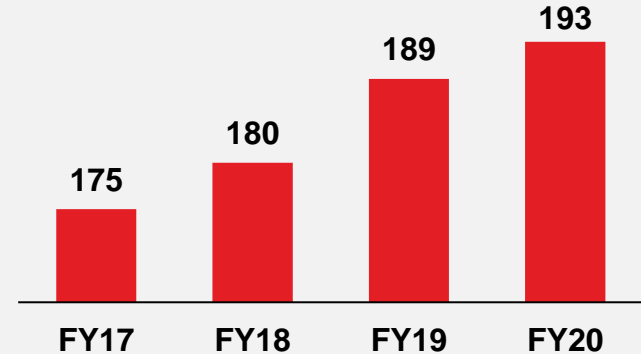
EPS (Rs.)



Net Debt - Equity Ratio



Net Worth (Rs. crore)



Historical Profit & Loss



Particulars (Rs. crore)	FY17	FY18	FY19	FY20
Total Net Revenues (Incl. OI)	407	542	654	680
- Branded Net Revenues	405	541	652	679
- Government Net Revenues	-	-	-	-
- Other Income	2	2	2	2
Material Cost	247	315	390	390
- Cost of Materials Consumed	149	219	317	311
- Purchases of Stock-in-Trade	79	106	98	105
- Changes in Inventories	19	-10	-24	-25
Gross Profit	159	227	264	290
<i>Gross Margin (%)</i>	39%	42%	40%	43%
Employee Expenses	50	57	70	79
Other Expenses	127	133	146	169
EBITDA	-18	36	48	42
<i>EBITDA Margin (%)</i>	-4%	7%	7%	6%
Depreciation	12	12	13	14
Finance Cost	23	18	23	24
Profit Before Tax	-53	6	12	4

Company lost Rs. 40 crores sales due to Covid-19

Branded Net Revenue has witnessed CAGR of 19% over FY17 to FY20.

Gross Margin has increased from 39% in FY17 to 43% in FY20


EBITDA margin was impacted due to Covid-19

Particulars (Rs. crore)	FY17	FY18	FY19	FY20
ASSETS				
Non-Current Assets	178	172	176	179
Current Assets	241	296	287	313
Inventories	109	125	142	170
Trade Receivables- TNCSC/PCWS	22	17	4	4
Trade Receivables-Branded	66	113	113	113
Cash & cash equivalents	31	23	10	4
Others	12	18	18	21
Total Assets	418	468	464	492
Branded Revenue	402	541	652	680
Working Capital Days	105	123	87	94
Inventory Days	99	84	80	91
Debtors Days (branded)	60	77	63	61
Creditors Days	54	38	56	58

Particulars (Rs. crore)	FY17	FY18	FY19	FY20
EQUITY & LIABILITIES				
Shareholders' Funds	175	180	189	193
Non-current Liabilities (NCL)	63	46	42	36
Long-term Borrowings	63	46	39	32
Other NCL	-	-	3	3
Current Liabilities (CL)	181	242	232	264
Short-term Borrowings	84	145	104	127
Trade Payables	60	56	99	108
Others CL	37	40	29	29
Total Equity & Liabilities	418	468	464	492
Net Debt – Equity Ratio	0.91	1.16	0.81	0.88

OUTLOOK





FY21

- Earlier guidance in Sep 20 of achieving 10% growth in FY21 is now revised upwards
- Expected to grow revenue above 20% in FY21 vs FY20

Medium term

- Revenue: Greater than Rs. 1,000 Crore in 12-24 months
- EBITDA margins: Greater than 10% in 12-24 months
- Net debt / EBITDA: Less than 1x

- [Butterfly Opal Mixer Grinder Diwali Film 35Sec With Offer Tamil HD](#)
 - [Butterfly Standard Plus Pressure Cooker Tamil](#)
 - [Butterfly Reflections Stove Tamil](#)
 - [Butterfly Matchless Table Top Wet Grinder Tamil](#)
 - [Butterfly Electric Rice Cooker Tamil](#)
 - [Butterfly Blue Flame Tamil](#)
 - [Butterfly Desire Mixer Grinder Tamil](#)

 - [Butterfly Power Hob Hindi](#)
 - [Butterfly Matchless Table Top Wet Grinder Hindi](#)
 - [Butterfly Standard Plus Pressure Cooker Hindi](#)
 - [Butterfly Electric Rice Cooker Hindi](#)
 - [Butterfly Matchless Mixer Grinder Hindi](#)

 - [Butterfly Matchless Mixer Grinder Kannada](#)
 - [Butterfly Desire Mixer Grinder Kannada](#)
 - [Butterfly Blue Flame Kannada](#)
- [Butterfly Matchless Mixer Grinder Malayalam](#)
 - [Butterfly Blue Flame Malayalam](#)
 - [Butterfly Power Hob Malayalam](#)
 - [Butterfly Matchless Table Top Wet Grinder Malayalam](#)
 - [Butterfly Reflections Stove Malayalam](#)
 - [Butterfly Electric Rice Cooker Malayalam](#)
 - [Butterfly Blaze LPG Stove Malayalam](#)

 - [Butterfly Matchless Mixer Grinder Telugu](#)
 - [Butterfly Desire Mixer Grinder Telugu](#)
 - [Butterfly Blue Flame Telugu](#)
 - [Butterfly Electric Rice Cooker Telugu](#)
 - [Butterfly Matchless Table Top Wet Grinder Telugu](#)

 - [Butterfly Power Hob Kannada](#)
 - [Butterfly Matchless Table Top Wet Grinder Kannada](#)
 - [Butterfly Reflections Stove Kannada](#)

Thank You

Mayuresan VMG

Vice President – Finance & Strategy

Butterfly Gandhimathi Appliances Limited

Email: vmgm@butterflyindia.com

